

Fly of the Month, March – Erie Golden Stonefly

Hook: Daiichi 1270 or 1720 (3XL streamer Hook) - size 6-8

Head: Spirit River Brite Bead - 5/32" gold

Weight: Optional

Thread: 8/0 Unithread - Lt. Cahill

Lead wire: Fine .010" lead wire. Use light .010 to heavy .030" lead wire.

Tails: Spirit River Golden Stone goose biots

Abdomen: Spirit River V-Tube yellow and brown - small

Thorax: Spirit River Petite Estaz - Shimmer gold

Wing Case: Spirit River Mottled Oak Turkey feather

Head dubbing: Charcoal grey Antron dubbing.

Legs: Spirit River Tarantu - Legs - medium tan






Photo # 1 Place the bead on the hook. Form a solid base of thread from the hook eye to the bend. Form a small knob of thread at the top of the bend to spread the tail feathers that will be installed in the next step.

Photo # 2 Tie in two Golden Stone color Goose Biots along the sides of the hook to form the tail. Bring the thread back to the hook eye for the next step.

Photo # 3 Tie in the brown V-Tube along the side of the hook shank all the way from the eye to the tail. Tie in the yellow V-Tube along the opposite side of the hook from the eye to the tail. This will make a flat and wider profile abdomen when the fly is complete. Bring the thread to the 2/3 point of the hook shank for the next step.

Photo # 4 Gather up both colors of the V-Tube and spiral wrap the hook shank to the 2/3 point. This will give you a brown / yellow repetition segmented abdomen. Tie off the V-Tube there and trim off the excess. Tie in the Mottled Oak Turkey feather - flat on the top only of the hook at the 2/3 point. This will become the wing casing later.

Photo # 5 Tie in the Shimmer gold Petite Estaz and "palmer wrap" to the bead head.

Photo # 6 Tie in the two Tarantu-Leggs along the side of the Estaz. Trim the four legs to size.

Photo # 7 Flop the Mottled Oak Turkey feather over the top of the Estaz and tie it off at the back of the bead. Trim off the excess feather. Whip finish the thread at the bead head and add head cement to the thread if desired. This is the completed "Erie Golden Stonefly."

This pattern was introduced as a demonstration of Lake Erie Steelhead Patterns by John Rochus at the Backpacker's Shop in January. The Golden Stonefly is native to this area and a plentiful source of food for the steelhead while in the local rivers. John stressed the importance of simulating the natural larva characteristics with these items while