

Fly of the Month, December – Black Stonefly Nymph

Hook: Wet Nymph fly hook, similar to Mustad #9671. Size 8 to 14.

Thread: Black 6/0 for larger size hooks or 8/0 for smaller size hooks.

Bead: Black 1/8" Cyclops bead for size 10 hook.

Body: Black, Fine dubbing toward the tail and coarse dubbing for the thorax.

Tail: Black Goose Biots.

Wire: Fine wire in red or gold.

Shell: Black Swiss Straw.




Photo # 1 Insert the bead onto the hook. Start the thread on the hook and bring it back to the tail. Form a small ball of dubbing to be able to spread the tail biots.




Photo # 2 Tie in two biots for the tail allowing them to form a V - tail. Tie in the wire ribbing material for later.




Photo # 3 Dub in a black body to just past the midpoint of the hook shank. Taper it smaller at the tail, to larger at the midpoint of the hook. Spiral wrap the wire over the dubbing to the position just past the midpoint of the hook shank.



Photo # 4 Tie in the swiss straw flat on the top of the hook to form a dorsal shell.



Photo # 5 Dub in a black thorax with coarse dubbing material.




Photo # 6 Flop the swiss straw over the top of the dubbed thorax to form the wing shell casing. Form a head and whip finish the thread. Trim off the thread.



Photo # 7 Use a bodkin needle or velcro to pick out the fibers of the thorax to form legs and gills. This is the completed fly.

For Fly of the Month recipes and patterns, please visit our web site at www.firelandsflyfishers.org

Tom Zmina,

Director of Fly Tying, Firelands Fly Fishers